TYPE CO.

HOBEAUX ROCOCEAUX

HOBEUAX ROCOCEAUX FIGURES
THREE STYLES 225 GLYPHS + BORDERS
DESIGNED BY JAMES EDMONDSON IN 2016

HOBEAUX ROCOCEAUX SPECIMEN
OHNOTYPE.CO
©2016. ALL RIGHTS RESERVED.

TYPE CO.

HOBEAUX ROCOCEAUX

While working for Photolettering in the seventies, Paul Carlyle designed many famously ornate typefaces. Among them, was the impossibly intricate Carlyle Roccoco. It was love at first sight. I knew a hybrid of Carlyle Rococo and Hobeaux was in the cards.

The scope is rather small—it lacks a lowercase, and comes in just one weight and width, but perhaps you'll still find this little guy useful for short settings at large sizes. Whether it's packaging, signage, or correspondance, Hobeaux Rococeaux will rise to the occasion, or rather vice-versa.

In addition to the basic style, Hobeaux Rococeaux Background is included to be used as a background color in multicolor settings. Ideally, this layer would operate well on its own, but alas, it makes absolutely no sense without the linework on top. As an added bonus, Hobeaux Rococeaux Borders is included, and can be used in any graphics application or with Drawbot (more about that in the following page).

Another addition to this unique family is Hobeaux Sherman. Sherman is named after type historian, acclaimed designer, and famed pizza enthusiast, Nick Sherman, whose compact and efficient stature bestowed powerful influence on the forms.

Have fun. Play around. And remember, it is not a matter of whether or not they can read it, it is a matter of whether or not they want to.

©2016. ALL RIGHTS RESERVED.

OH NO
TYPE CO.

Hobeaux Rococeaux comes with a Python script that makes border-making quick and painless.

1. Download and install Drawbot (http://www.drawbot.com/content/download.html). Drawbot is an application that takes Python code, and generates visuals.
2. Open the TK.py file in Drawbot.
3. Edit line TK to include the text you want to use.
4. Edit line TK to specify the border style. In the next page of this PDF you can see all 25 options.
5. Edit line TK to specify the amount of padding you desire around the letters. Once you are satisfied, hit command + R to run the script, and see the output on the left side of the window.

Don't try to type in here, this area is not interactive, it just shows the results of your code on the right.

You can only edit this area.

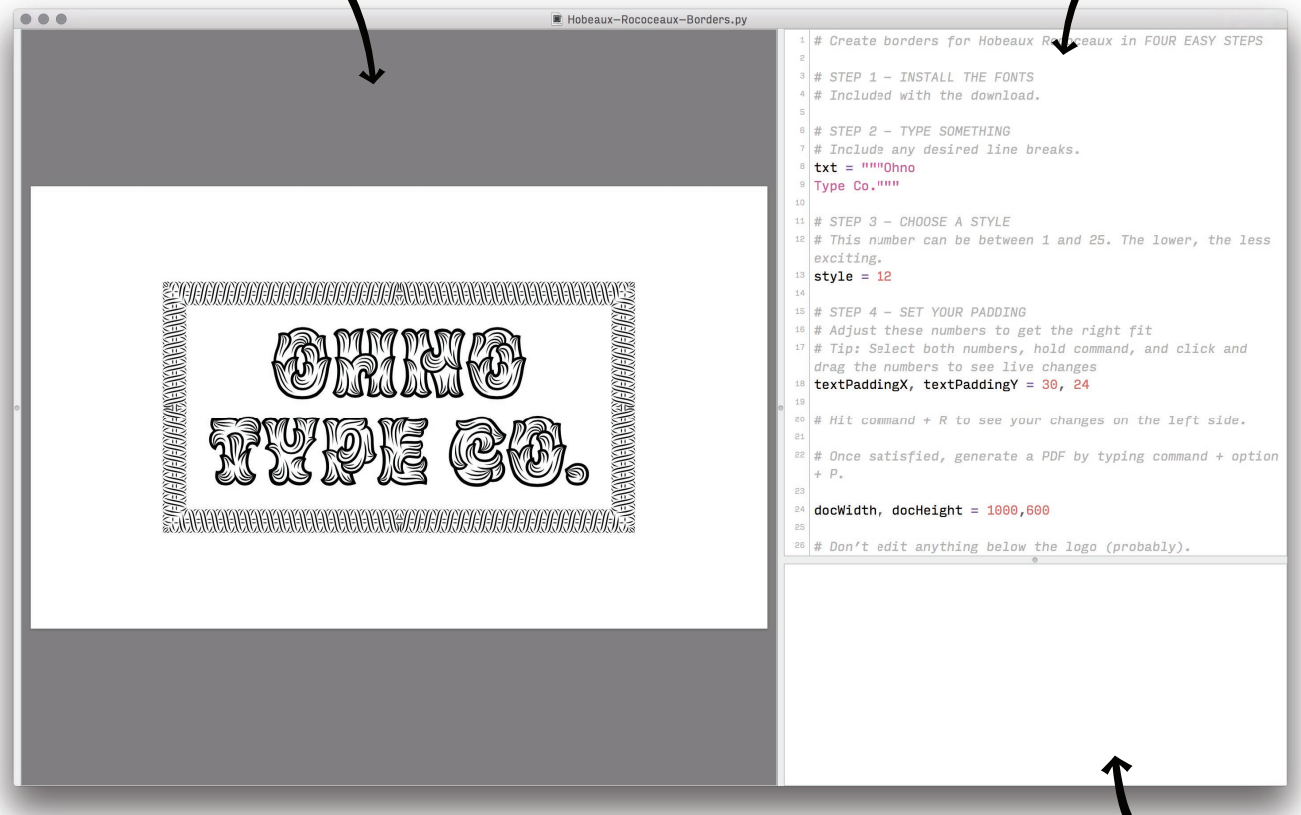

This output view can be ignored for now.

6. If you'd like to bring this into Illustrator or InDesign, click File → Save PDF, or hit command + option + P. Open the resulting PDF in your desired application, and edit to your heart's desire.

©2016. ALL RIGHTS RESERVED.



©2016. ALL RIGHTS RESERVED.









©2016. ALL RIGHTS RESERVED.







©2016. ALL RIGHTS RESERVED.









©2016. ALL RIGHTS RESERVED.







©2016. ALL RIGHTS RESERVED.

©2016. ALL RIGHTS RESERVED.



OH NO TYPE CO.

©2016. ALL RIGHTS RESERVED.



ST (for things like “1st” and “street”)

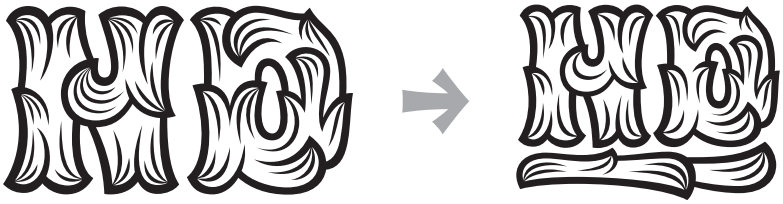

ND (for things like “2nd” and “Neil Diamond”)

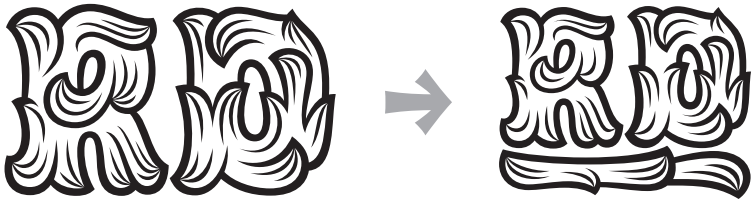

RD (for things like “3rd,” “road,” and “really dumb”)



TH (for things like “4th.” all these ligature are in Contextual Alternates, or Stylistic Set 01)

©2016. ALL RIGHTS RESERVED.

TYPE CO.

#4 £2 ¥7 5¢

NO 301249

1+2×3÷4-5

(85) (489)

$1,726.00

1ST & 2ND

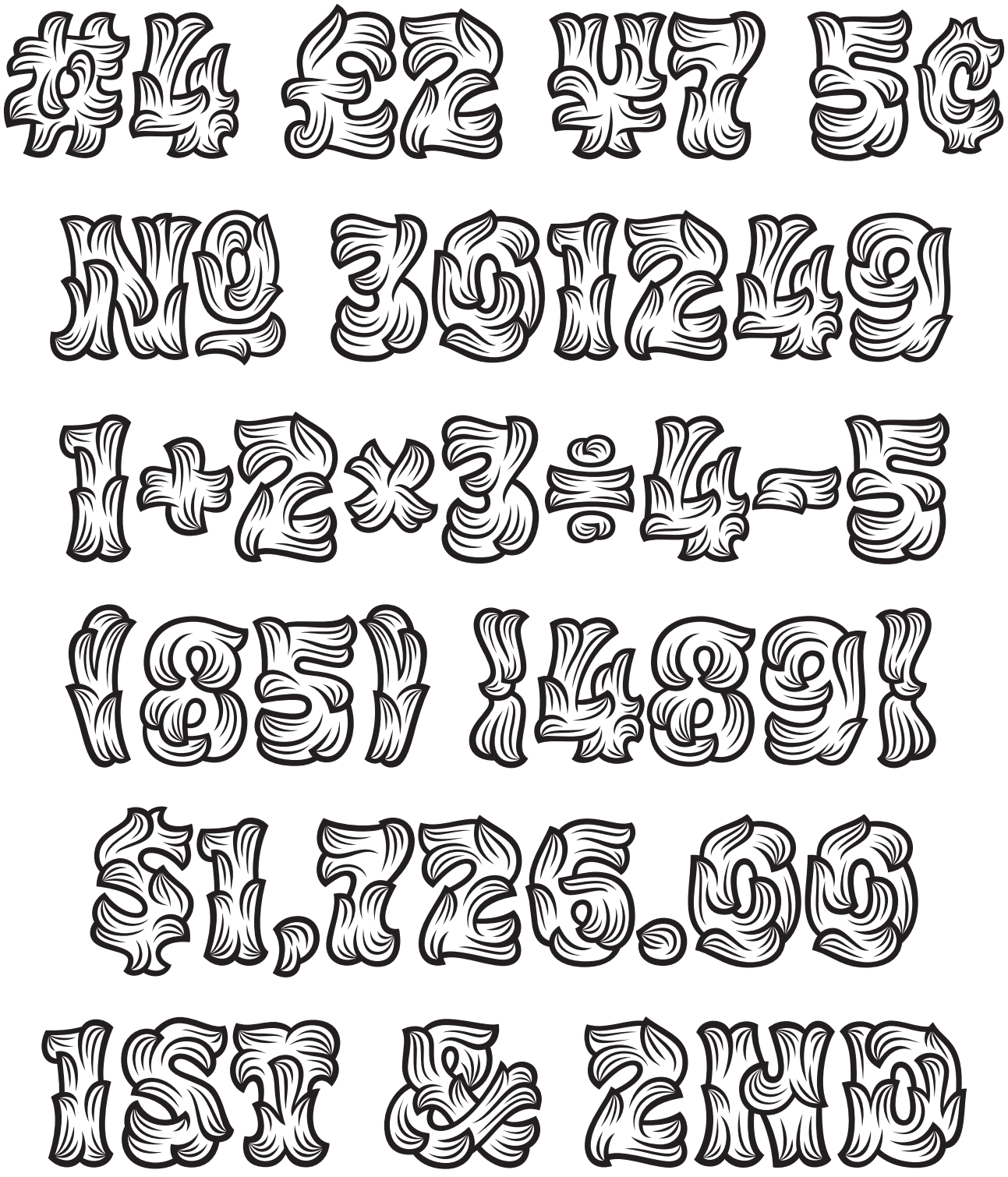

HOBEAUX ROCOCEAUX SPECIMEN
OHNOTYPE.CO
©2016. ALL RIGHTS RESERVED.

TYPE CO.

EMBRACE WAVERED PAWNING R-RATED! JOOH.CO "OK, YES."

HOBEAUX ROCOCEAUX SPECIMEN
OHNOTYPE.CO
©2016. ALL RIGHTS RESERVED.

TYPE CO.



UPPERCASE

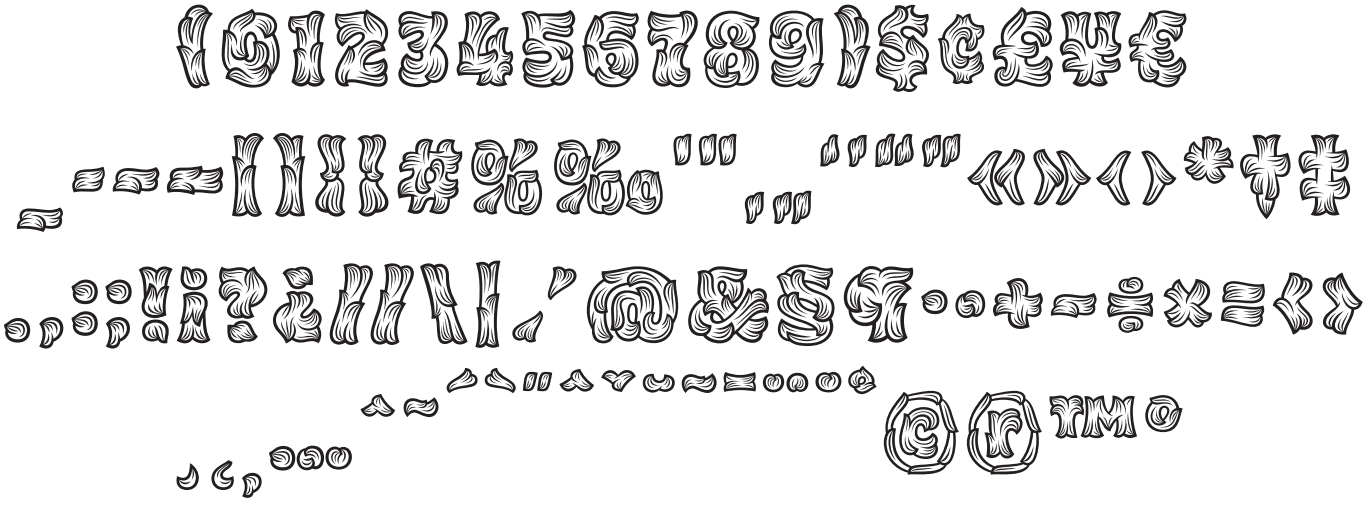

FIGURES & PUNCTUATION

HOBEAUX ROCOCEAUX SPECIMEN
OHNOTYPE.CO
©2016. ALL RIGHTS RESERVED.


TYPE CO.
COMBINE BORDER STYLES
TO MAKE HELLA ORNAMENTS!
HOBEAUX ROCOCEAUX SPECIMEN
OHNOTYPE.CO
©2016. ALL RIGHTS RESERVED.